



smallCharts®

Its Development and Design

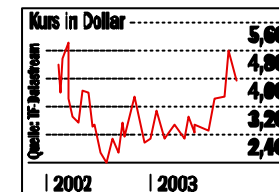
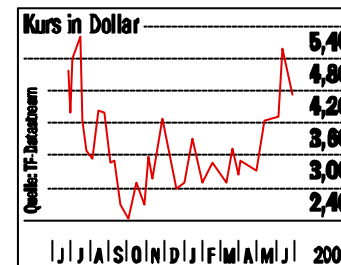
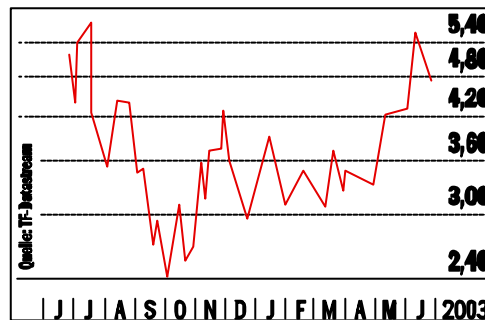
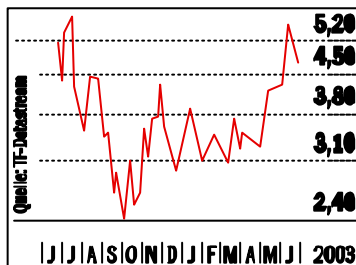
Christian Haider

Overview

- The problem
- The solution: smallCharts 1.0
- Next customer: version 2.0
- Packages and packaging
- Development process
- Challenges ahead

The Problem

- Many simple standardized charts



- Charts are copied by hand
 - tedious, expensive, error prone

The Workflow



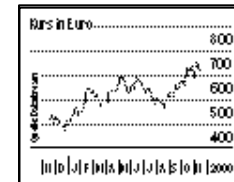
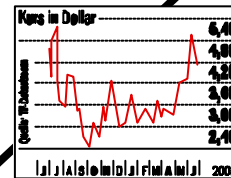
Editor

1. Idea for a chart
2. Get raw chart



Info Graphic

Copy into template



Layout


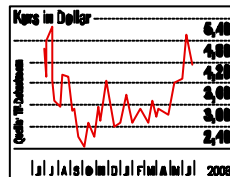
Place on page

The Workflow with smallCharts



Editor

1. Idea for a chart
2. Get raw *data*
3. Make a smallChart



Layout

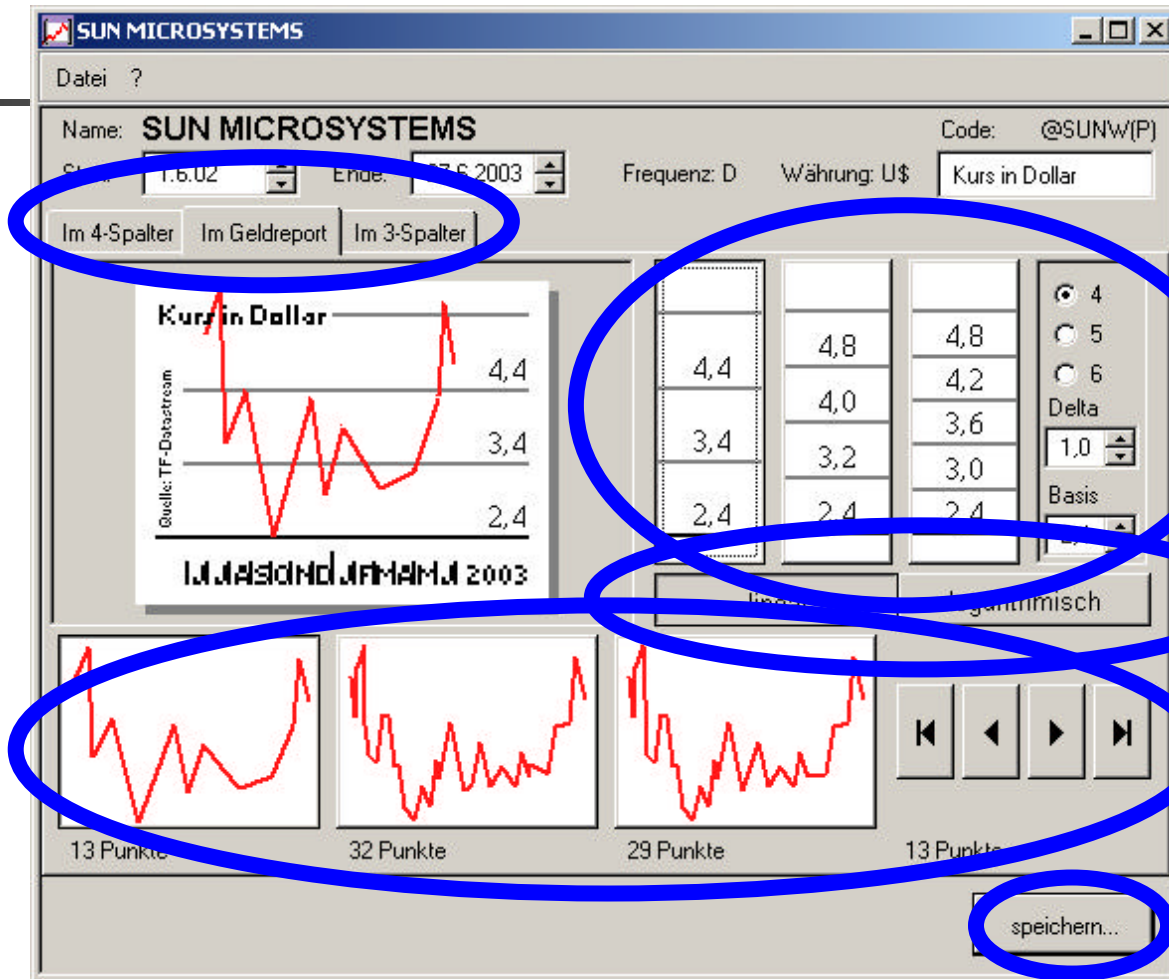
Place on page



Info Graphic

Art work and repairs

smallCharts 1.0 - Surface



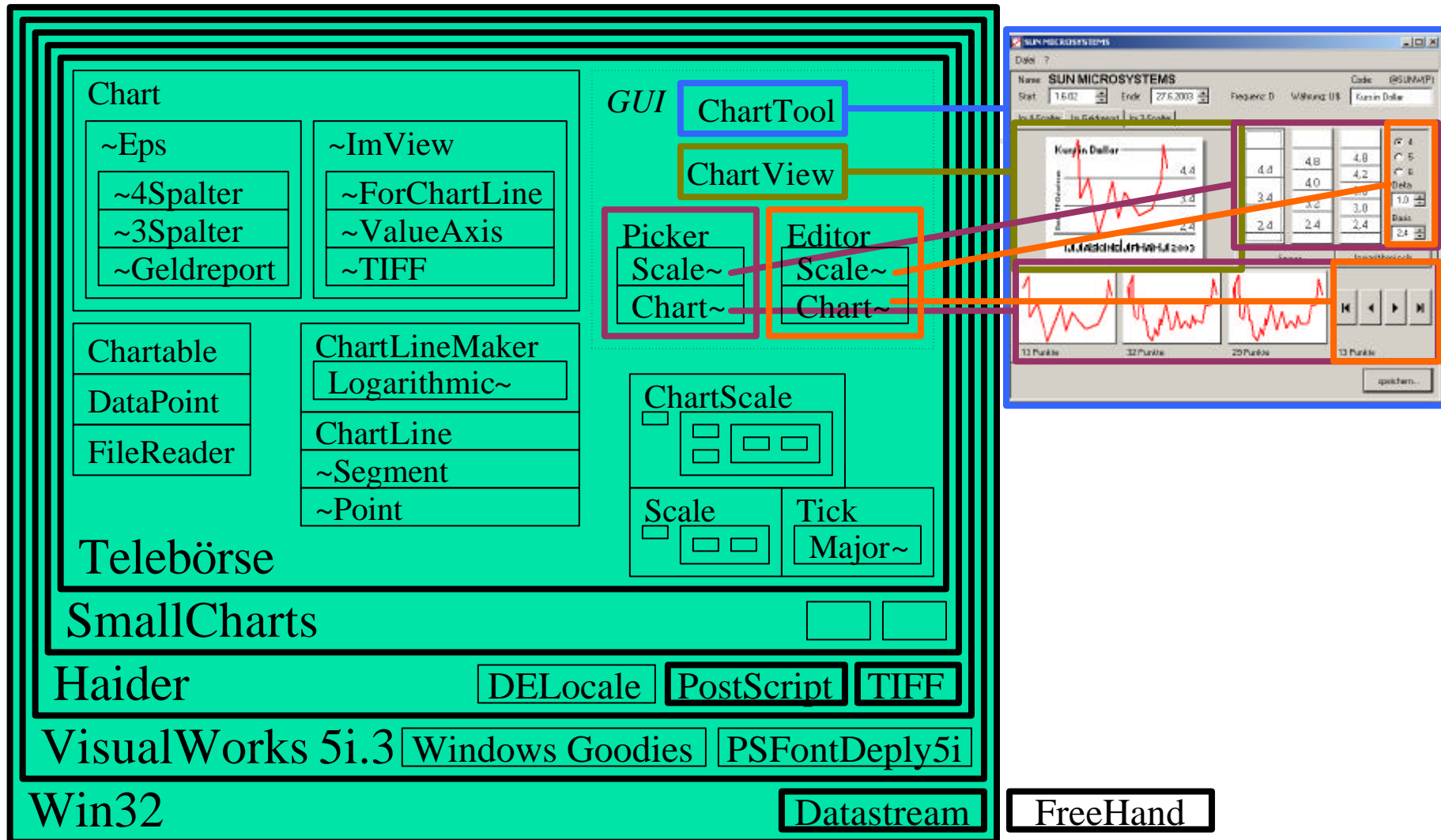
It's simple

- Desktop application/Tool
- One user
- No Database
- No Connectivity
- No Host
- No Concurrency

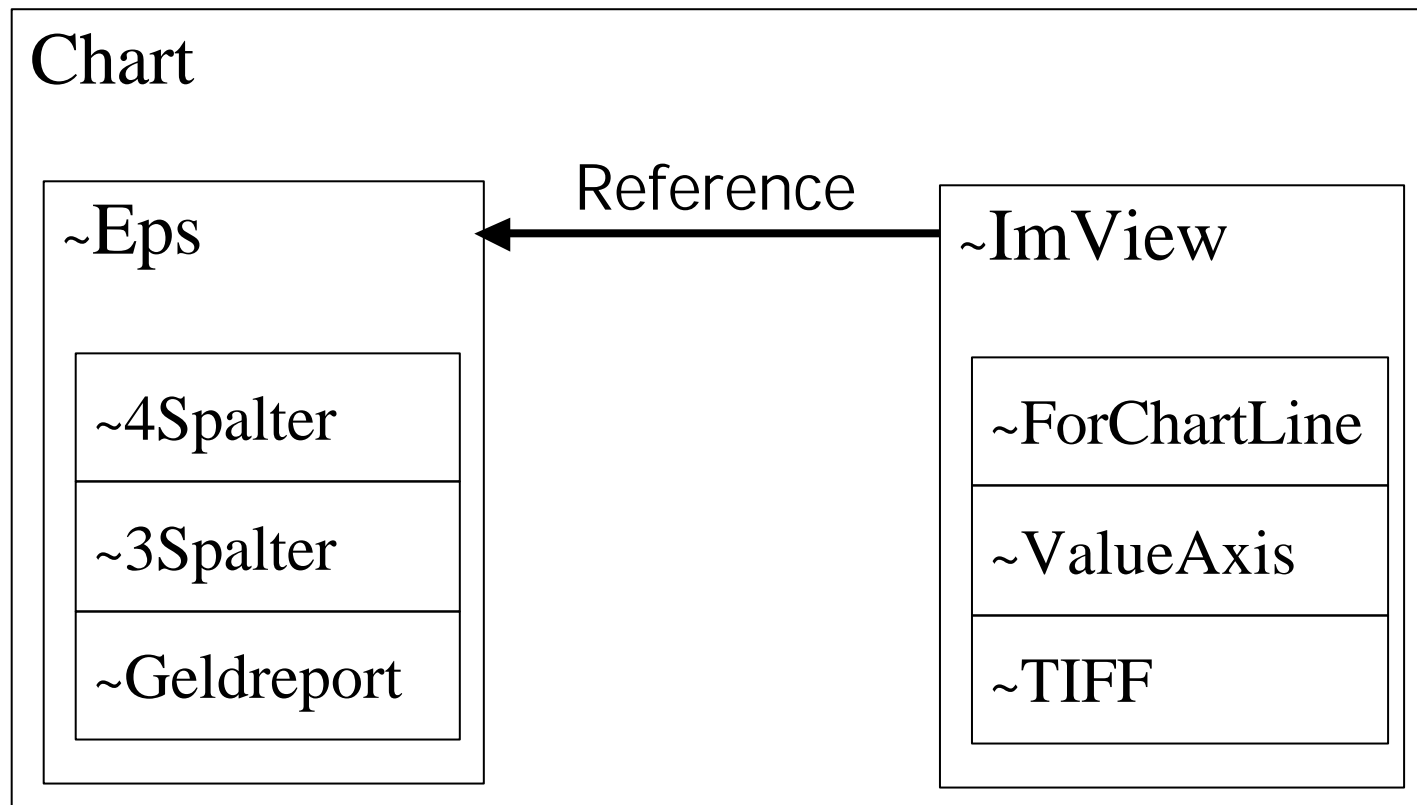
But... some Challenges

- Line smoothing
- Good scaling (the value scale)
- Output format (eps for FreeHand)
- Fonts
 - Matching Type-1 fonts with screen fonts
 - encodings

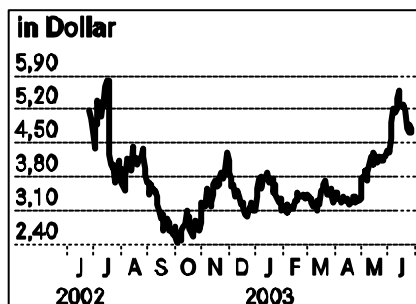
Structure



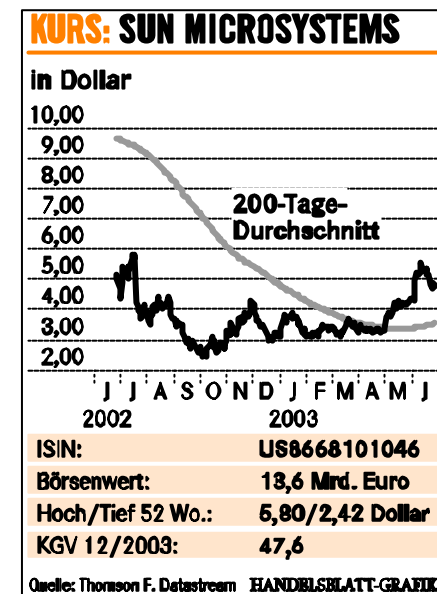
Core Model



smallCharts 2.0



- Variable dimensions
- Many more editable texts
- Moving average
- Movable text
- Multicolor text



More new Formats...



...and more...



- Online (automatic) Charts
- Tables with shared Texts

TOPS UND FLOPS

DAX 100		Tops ▲	Flops ▼		
SCM	4,84	+11,26	SAPSI	12,16	-5,00
Kerstedt Quelle	16,68	+5,57	IVG IMMOBILIEN AG O.N.	7,30	-3,31
Heidelberger Druck	21,84	+4,05	Flanbeck	3,44	-3,10
Möbiloem	7,22	+3,59	Münchener Rück	87,89	-2,89
Wedeco	11,92	+3,47	AMB Generali	55,85	-2,87

Euro Stoxx 50		Tops ▲	Flops ▼		
Carrefour	43,41	+2,56	Münchener Rück	87,90	-2,88
L'Oréal	61,46	+2,35	Philips	16,61	-2,75
Société Générale	58,90	+1,25	BASF	37,02	-2,60
Aventis	48,88	+1,18	Aegon	8,70	-2,58
ABN Amro	16,84	+1,02	Hypo-Vereinsbank	14,36	-2,38

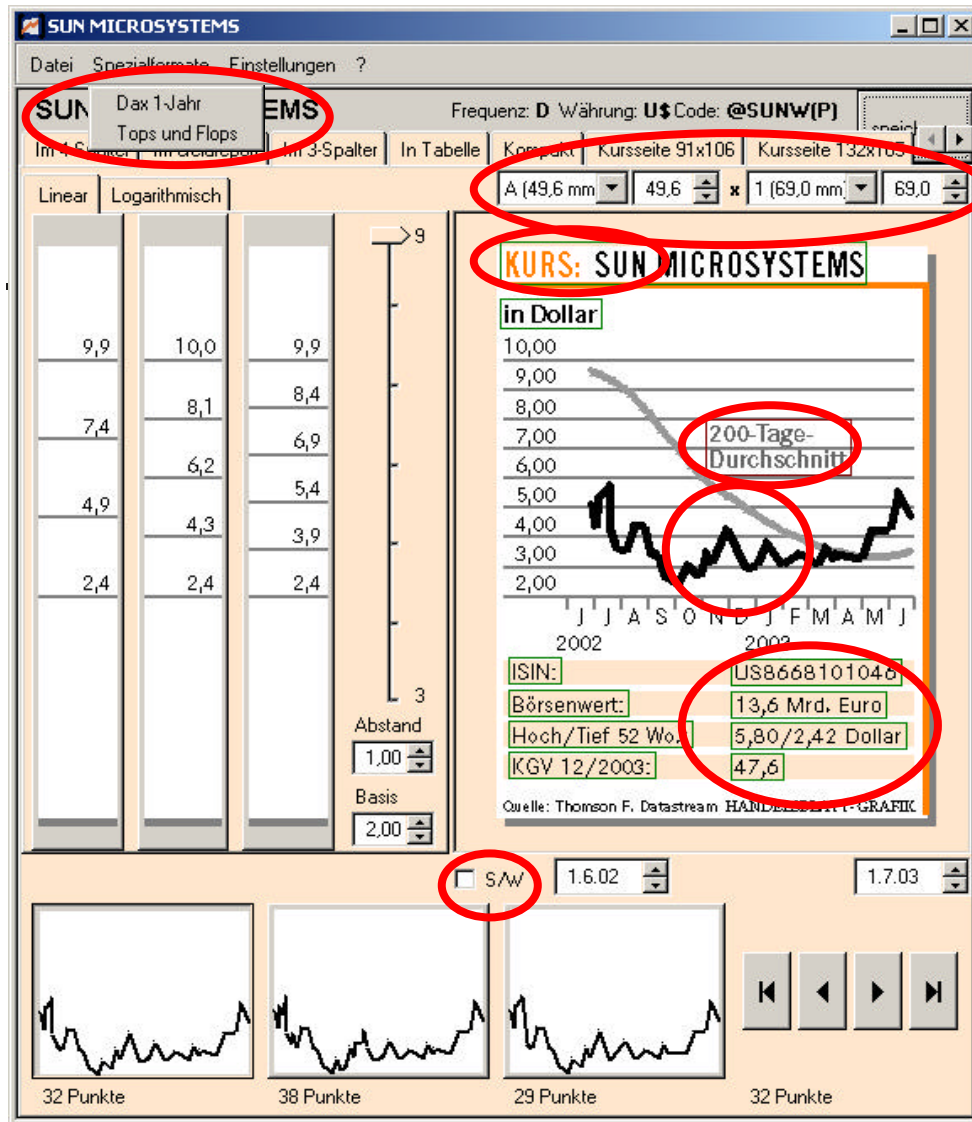
Nemax 50		Tops ▲	Flops ▼		
SCM	4,84	+11,26	SAPSI	12,16	-5,00
Freenet	34,49	+7,46	Umweltkontor	1,63	-4,68
Macropore	3,38	+5,68	Morphosys	10,25	-4,03
DEBITEL AG O.N.	8,25	+4,48	Flanbeck	3,44	-3,10
BB Medtech	14,50	+3,87	Pfeffer Vacuum	23,50	-2,87

Smix		Tops ▲	Flops ▼		
Esoda	6,40	+10,58	AVA	27,30	-7,08
Grenobleleasing	16,00	+8,77	AGG	1,59	-5,92
Mannheimer	3,88	+7,78	MPC	11,80	-4,07
AGIV	2,00	+3,63	Phoenix	7,70	-3,75
Hornbach	49,20	+2,99	SAUER-DANFOSS INC. DB	8,81	-3,58

30.6., 17:10 Uhr; Kurse in Euro; Veränderung zum Vortag in Prozent
Quelle: Waypoint One

...and other demands

- Intraday Charts
- Updatable charts
- Spot colors



Surface 2

- Online formats
- Variable dimensions
- In-place editing
- Movable labels
- Multiple chartlines
- Color
- Multi-color text

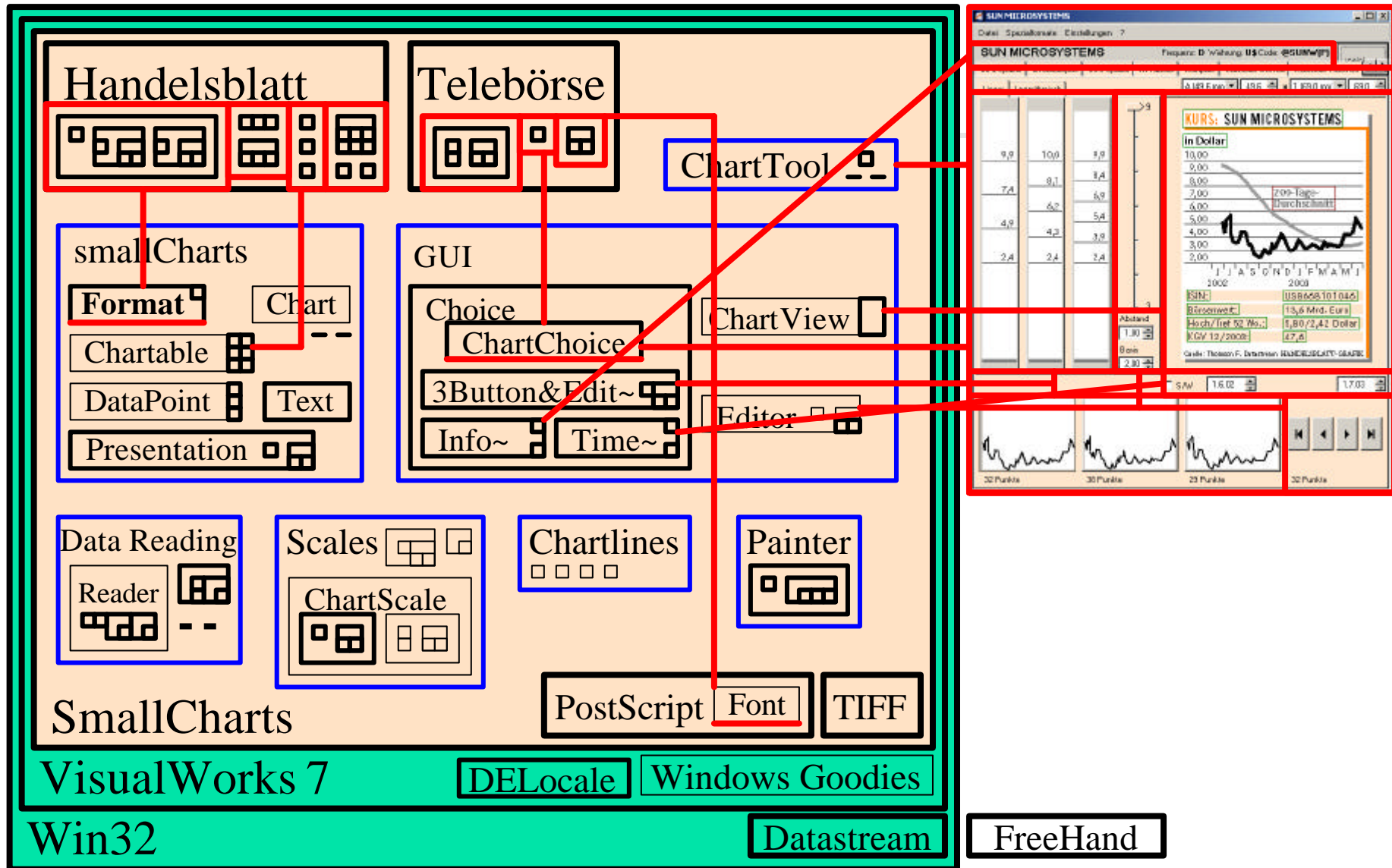
Challenges

- In-place editing
- Movable labels
- GUI event order
- Matching PostScript fonts with Screen fonts
 - Found the magical factor:

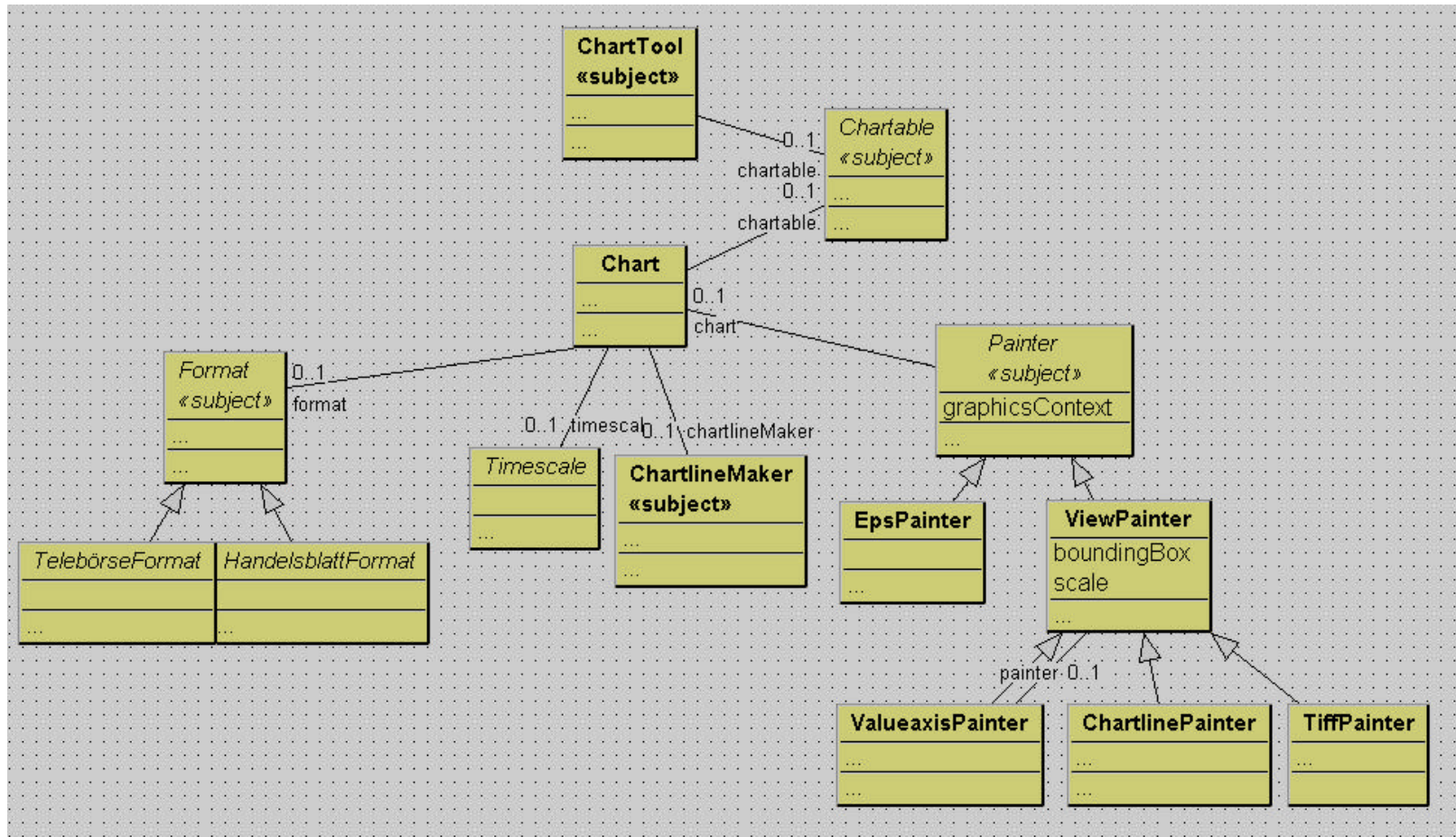
magicScalingFactor

$\wedge \text{self textSize} / \text{Screen default defaultFontPolicy defaultFont pixelSize} * 1.14$

Structure 2



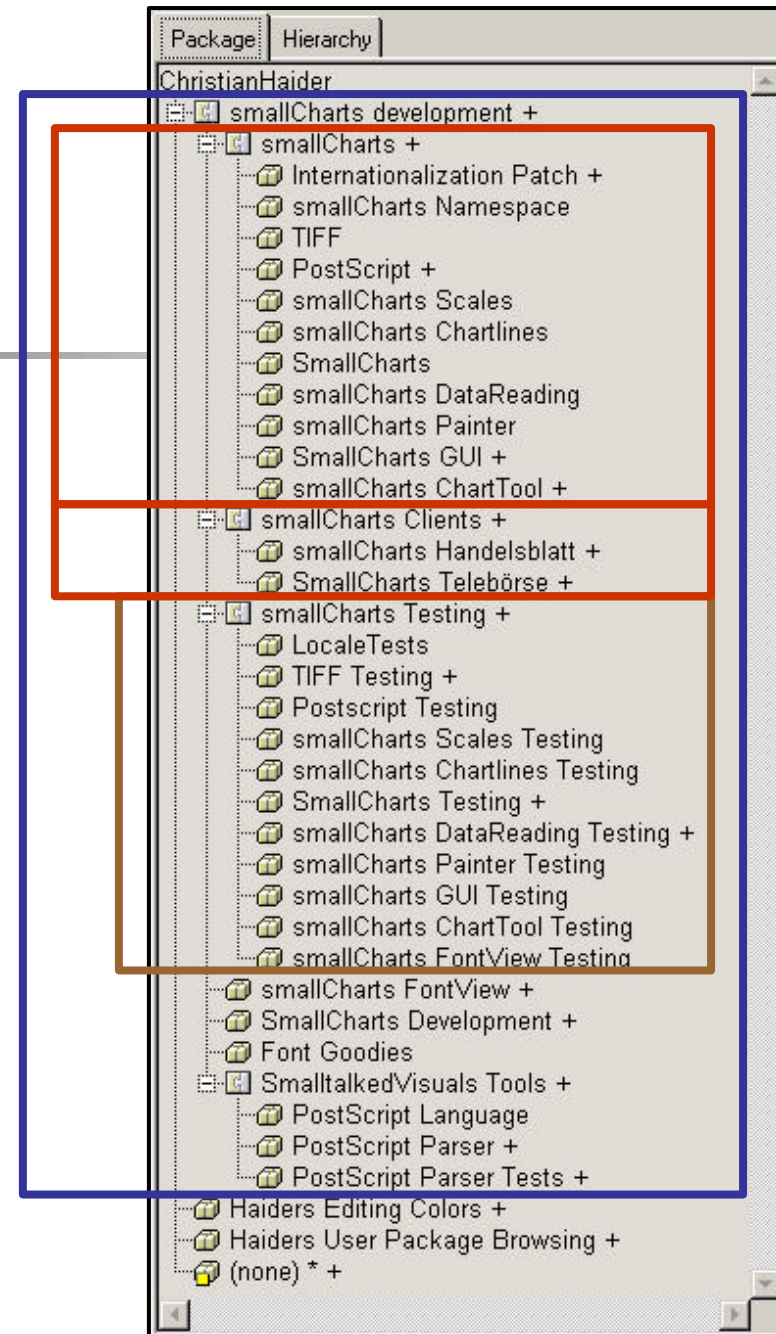
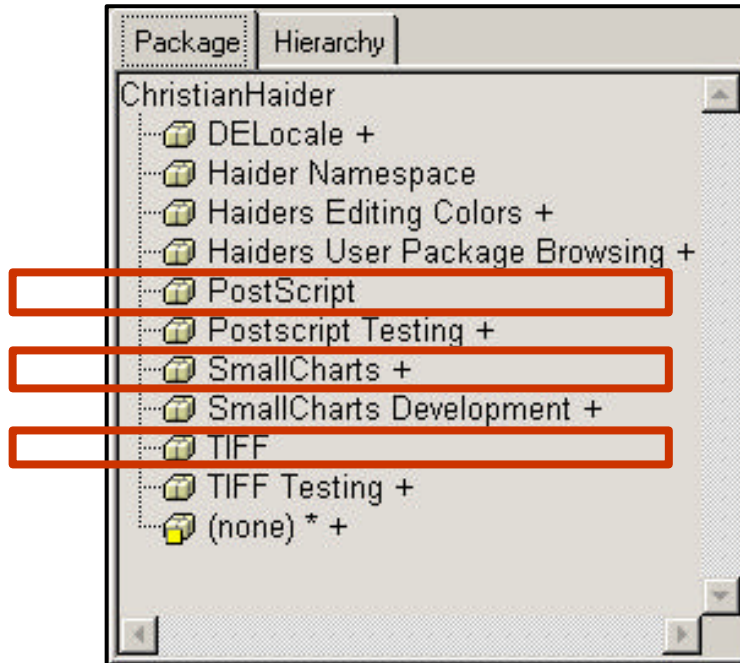
Core Model



Packages

- Packaged from pundles
- Tight packaging – Fat Free Runtime
- Code (without Source):
 - 1.0: 311 KB
 - 2.0: 1030 KB
- Big literal strings

Packages



Deployment

- Single smallCharts.exe
 - 1.0: 2.88 MB
 - 2.0: 3.84 MB
- Launch with desktop link from a file server
- User specific settings
 - lastDirectoryForOpen
 - lastDirectoryForSave
 - lastFormatSaved
 - 2.0: Window size and position for each format

Development Process

- Simple solutions for concrete demands
- Early deliveries
- Relentless refactoring (old versions work)
- Relentless repackaging
- Checklists
- Tools (eps viewer)
- Testing

Smelly places

- Format determination for input files - open
- Updateable formats - responsibility mixup
- GUI-Events - complex, hard to maintain
- Redisplaying
- Model: Format, Chart, Painter - Multicharts
- Format constants - Methods or variables?
- Fonts in VisualWorks

Challenges ahead

- COM connection to Datastream
- Web graphics (WebServices, SVG)
- Eps-Parser
- Format editor
- Feature based Structure
- Bugmails and Automatic update
- Internationalization



Thank You!

Questions?

Contact: www.smallCharts.com